

JOHN GLENN COLLEGE OF PUBLIC AFFAIRS

Inspiring Citizenship, Developing Leadership



- About Us
- Undergraduate Programs
- Graduate Programs
- Career Services
- Student Programs
- Faculty & Staff
- Research
- Training & Assistance
- Alumni & Support

Fast Facts



The John Glenn College of Public Affairs is ranked **best in Ohio** by U.S. News & World Report, a full 46 spots above the next highest ranked Ohio program.



The Glenn College is ranked **No.13 among the 290 public affairs schools nationwide** in the 2020 U.S. News & World Report rankings. No other public affairs program in Ohio is ranked in the top 50 schools.



The Glenn College is ranked **6th best Public Administration school in the world** by the ShanghaiRanking's Global Ranking of Academic Subjects 2020.

2

Undergraduate degrees:
Bachelor of Arts in Management, Leadership, and Policy
Bachelor of Science in Public Policy Analysis

15

Graduate degrees:
Master of Public Administration (MPA)
Master of Public Administration-DC
Master of Arts in Public Policy and Management (MA)
Online Master of Public Administration and Leadership (MPAL)
10 Dual/Joint degrees
Doctoral program

28

Core faculty members and 14 affiliated faculty members.

+600

The Glenn College is home to more than 600 undergraduate and graduate students

Six of the Glenn College's graduate specialties have been placed among the ranks of the nation's best by U.S. News & World Report.

#7

Public Management and Leadership

#13

Nonprofit Management

#14

Environmental Policy

#18

Urban Policy

#22

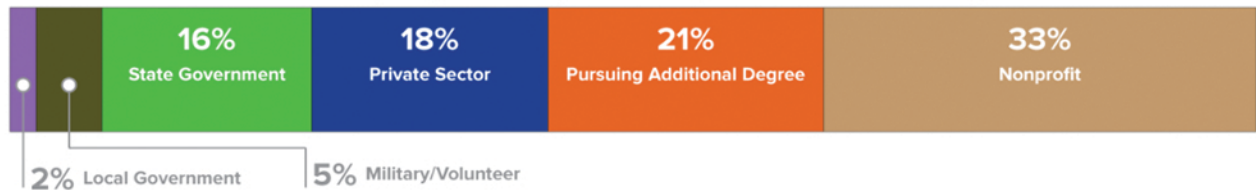
Public Policy Analysis

#23

Public Finance and Budgeting

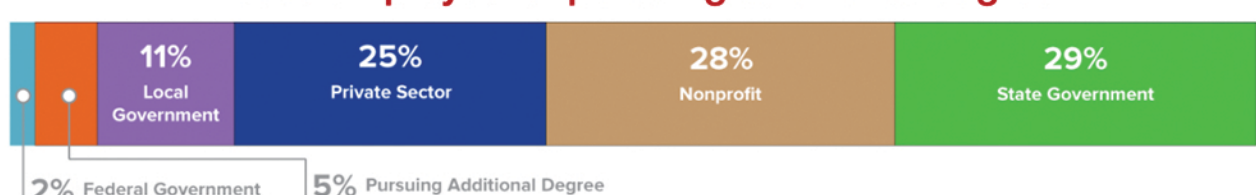
BA Career Outcomes

94% employed or pursuing additional degree



MPA & Dual Degree Career Outcomes

100% employed or pursuing additional degree

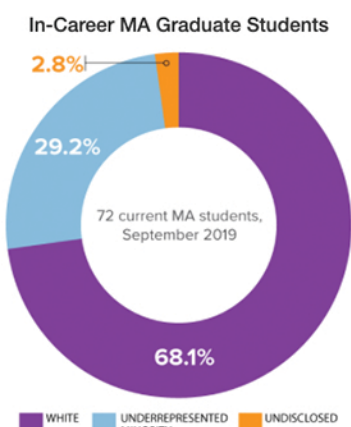
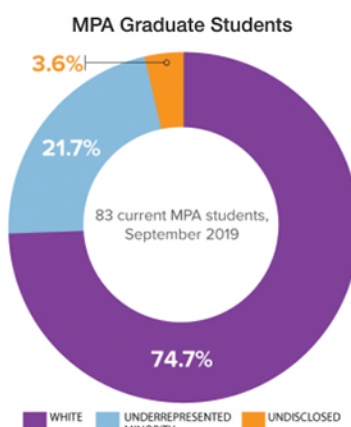
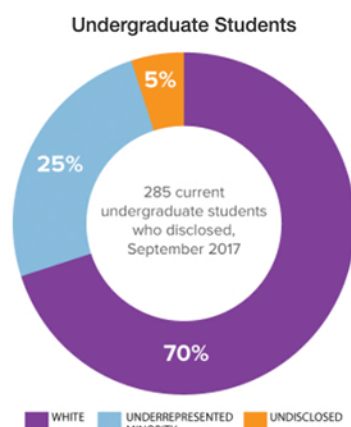


In-Career MA Career Outcomes

100% employed or pursuing additional degree



Student Body Demographics



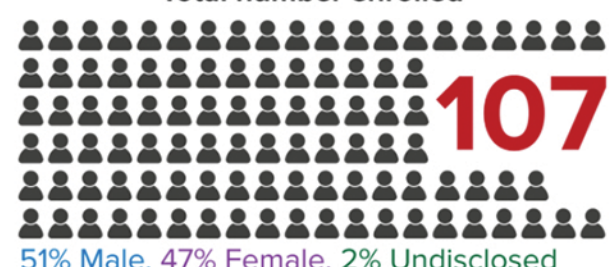
MPA Program

Autumn 2019

New students entering the program



Total number enrolled



MPA admissions stats

Average GPA	Average Age
3.61	24
Average GRE writing score	Average GRE Verbal percentile
4.5	75
Average TOEFL score	Average GRE Quantitative percentile
106	50

Graduation Rate



In-Career MA Program

Autumn 2019

New students entering the program



Total number enrolled



MA admissions stats

Average GPA	Average Age
3.5	33

Graduation Rate



Want to learn more about the graduate programs at the Glenn College?

The best way to start is by filling out the inquiry card.

[Inquiry Card](#)